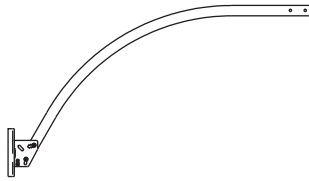
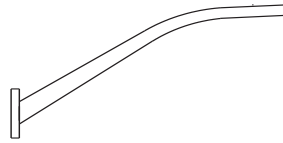


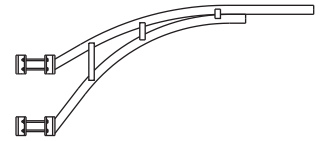
POTENCES



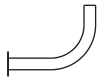
ADJ



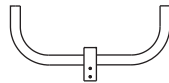
RE



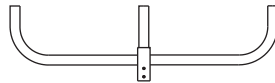
PRE



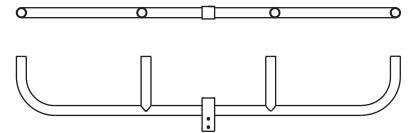
GL-401



STYLE 2



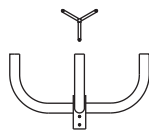
STYLE 3



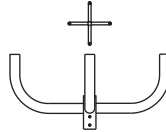
STYLE 4



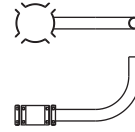
STYLE 1-4-50



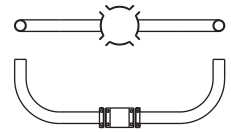
STYLE 7



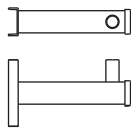
STYLE 8



BC69-1



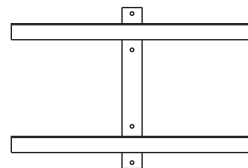
BC69-2



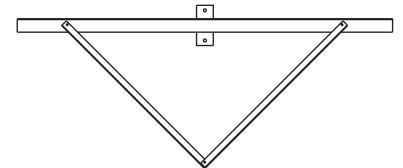
FAC1



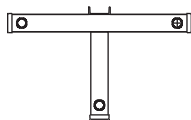
FA2



AC2



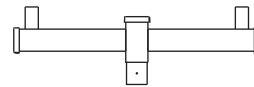
FA4



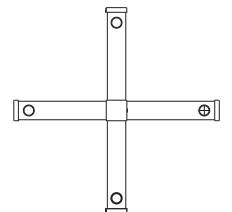
FAC3



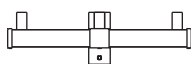
PM1



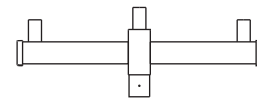
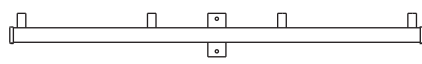
PM2



PM8



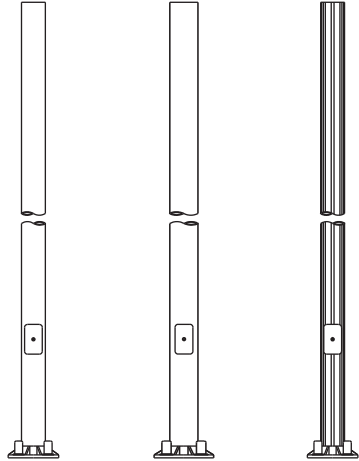
FAC4



PM3

POTEAUX ALUMINIUM

**ROND
DROIT**

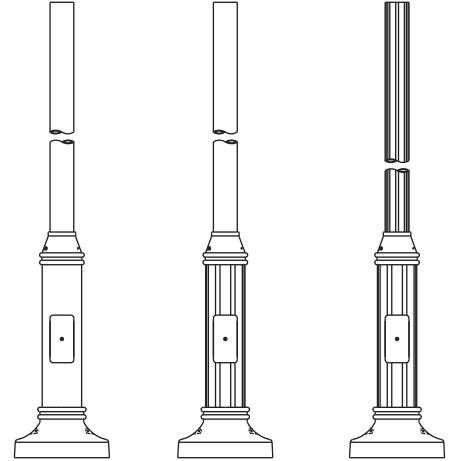


SPF_-440

SPF_-550

RF44A

**ROND
DROIT
BASE
ÉLARGIE**

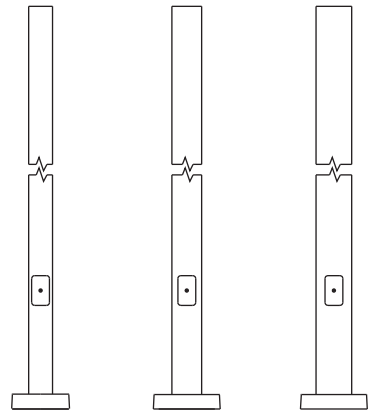


RD64A

RDF64A

FF64A

**CARRÉ
DROIT**

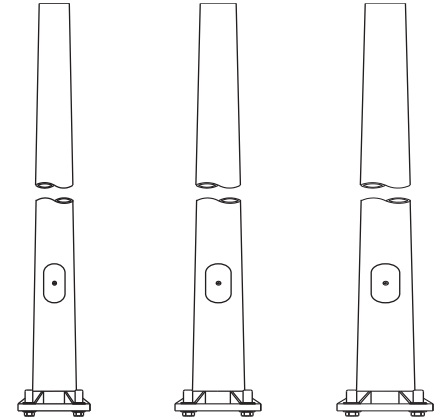


SA_-400

SA_-500

SA_-600

**ROND
CONIQUE**

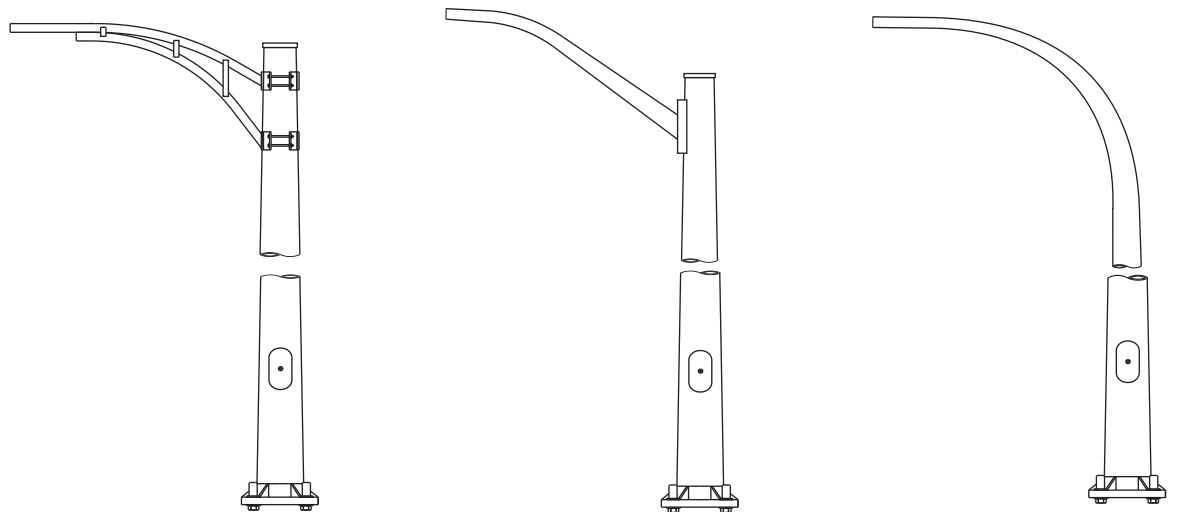


PF_-535
PF_-635

PF_-645
PF_-745

PF_-845
PF_-1055

**ROND
CONIQUE +
POTENCE**



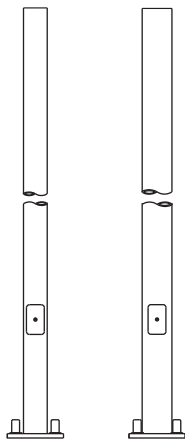
SERIE T

SERIE E

SERIE D

POTEAUX ACIER

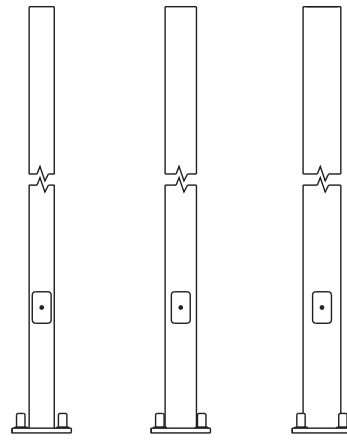
ROND DROIT



RD44S

RD55S

CARRÉ DROIT

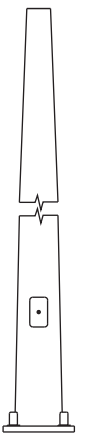


CD44S

CD55S

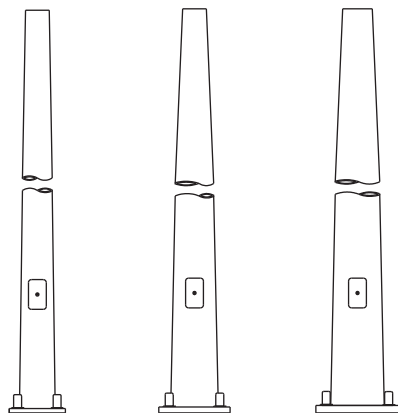
CD66S

CARRÉ CONIQUE



CC74S

ROND CONIQUE

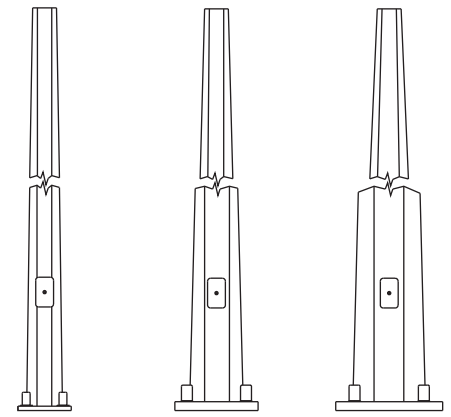


RC64S
RC74S

RC84S
RC94S

RC104S
RC115S

OCTOGONAL CONIQUE



OC64S
OC74S

OC84S
OC74S

OC104S
OC125S